




PT ASTRA INTERNATIONAL TBK

First Half of 2025

Results Presentation



The materials in this presentation have been prepared by PT Astra International Tbk (Astra) and show general background information about Astra group (the Group) business performances are current as at the date of this presentation and are subject to change without prior notice.


This information is given in summary form and does not purport to be complete. Information in this presentation, including forecast financial information, should not be considered as advice or a recommendation to investors or potential investors in relation to holding, purchasing or selling securities or other financial products or instruments and does not take into account their particular investment objectives, financial situation or needs. Before acting on any information, readers should consider the appropriateness of the information having regard to these matters, any relevant offer document and in particular, readers should seek independence financial advice.

Forward-Looking Statements

This presentation may contain forward looking statements, including statements regarding our intent, belief or current expectations with respect to the Group businesses and operations, market conditions, results of operation and financial condition, capital adequacy, specific provisions and risk management practices. Readers are cautioned not to place undue reliance on these forward-looking statements; past performance is not a reliable indication of future performance. Astra does not undertake any obligation to publicly release the result of any revisions to these forward-looking statements to reflect events or circumstances after the date hereof to reflect the occurrence of unanticipated events. We disclaim any responsibility or liability whatsoever arising which may be brought or suffered by any person as a result of acting in reliance upon the whole or any part of the contents of this report and neither Astra and/or its affiliated companies and/or their respective employees and/or agents accepts liability for any errors, omissions, negligence or otherwise, in this report and any inaccuracy herein or omission here from which might otherwise arise.

Consolidated Financial Information

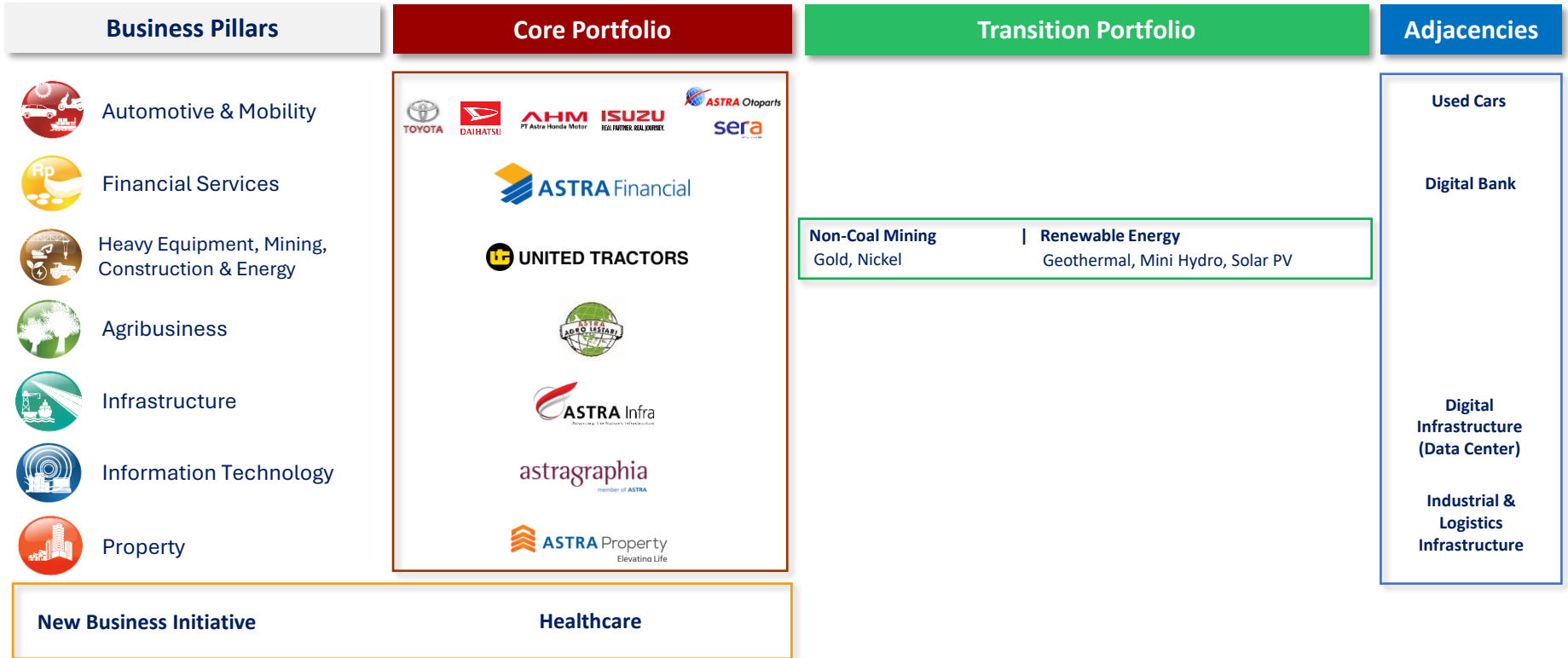
The financial results for the six months ended June 30th 2025 and 2024 and the financial position as at June 30th 2025 have been prepared in accordance with Indonesian Financial Accounting Standards and are unaudited.



Astra Business Portfolio

Astra Business Portfolio

Diversified and resilient portfolio across consumption and industrial sectors. Clear transition strategy, alongside consistent efforts to strengthen and create new synergies through expansion into related areas and new businesses for long-term growth.



Toyota Motor Asia (Singapore) Pte. Ltd. (TMA) invested USD120 million (approximately Rp2.0 trillion) for a 40% stake in Astra Digital Mobil (ADMO), which owns OLXmobbi, an online-to-offline used car business. Following the transaction, the Group retains a 60% controlling interest in ADMO. This collaboration strengthens the longstanding partnership between Astra and TMA, and aims to modernise the used car market and enhance customer access to high-quality vehicles, financing, insurance and aftersales services across Indonesia. **(Apr'25)**

The Group, through United Tractors, acquired a 30.6% stake in Supreme Energy Sriwijaya (SES) for USD30.8 million (Rp501 billion). SES is a 25.2% shareholder of Supreme Energy Rantau Dedap (SERD), which owns a geothermal plant in South Sumatera with an installed capacity of 91.2 MW. As a result of this transaction, United Tractors' effective shareholding in SERD increased from 32.7% to 40.4%. **(Jun'25)**

The Group, through Saka Industrial Arjaya (SIA), a company under its Property division, signed a Conditional Shares Sale and Purchase Agreement to acquire an 83.7% stake in Mega Manunggal Property (MMP), an industrial and logistics property developer listed on the Indonesia Stock Exchange. Upon completion, SIA will become the new controlling shareholder of MMP and, in line with the capital market regulations, will carry out a Mandatory Tender Offer. This acquisition is part of the Group's strategy to benefit from Indonesia's rapidly growing demand for industrial & logistics infrastructure. **(Jul'25)**



Financial Performance

Financial Highlights

- Earnings per share down 4% to Rp395 (excluding fair value adjustments)
- Mining services affected by heavy rainfall and coal mining impacted by lower prices
- Automotive performance impacted by lower car sales, partly offset by improved motorcycle and components performance
- Higher contribution from Financial Services, Infrastructure and Agribusiness

For the period ended 30th June 2025

Net Revenue
Rp162,857bn



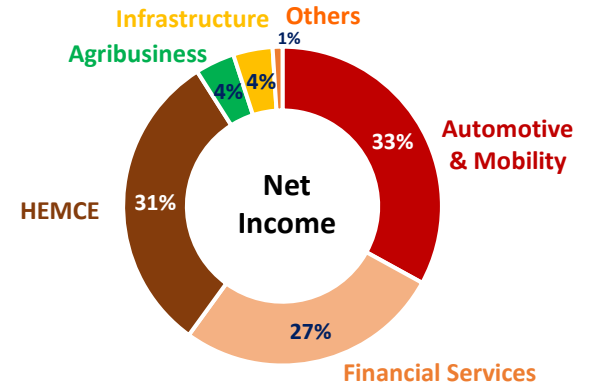
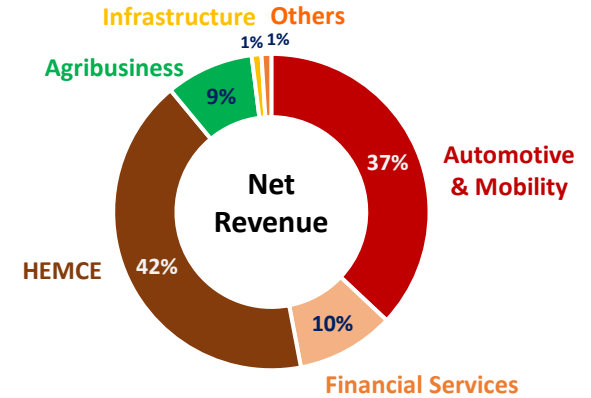
2%

Net Income
Rp15,999bn*



4%

* Before fair value adjustments on investments in GoTo and Hermina



Automotive & Mobility: Mobility includes SERA (transportation logistics solutions) and OLXmobbi (used car)
HEMCE: Heavy Equipment, Mining, Construction & Energy
Others: IT and Property

Consolidated Profit and Loss Account

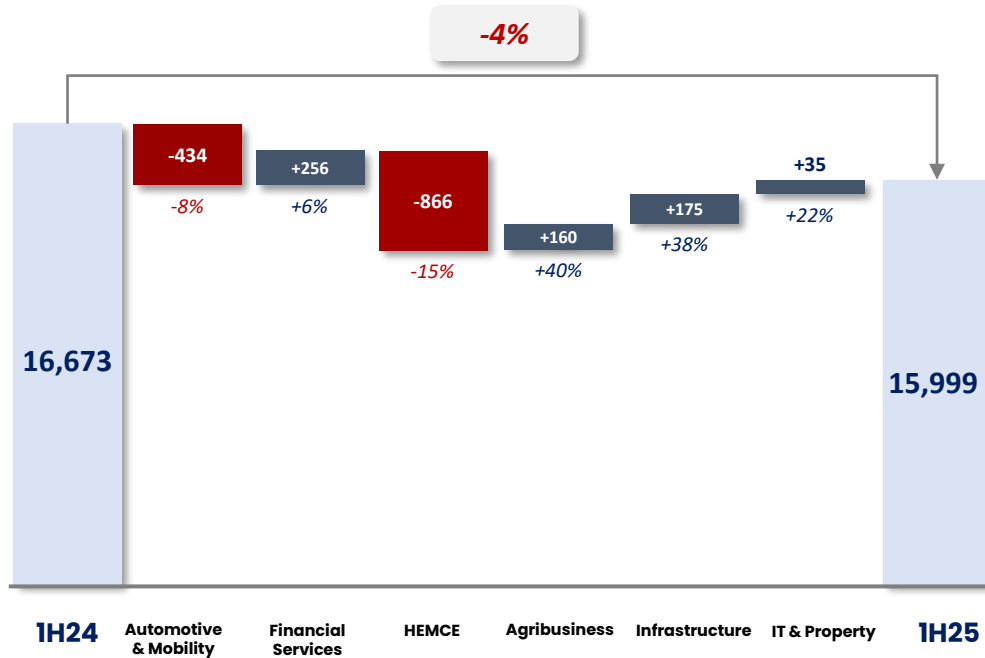
(In Rupiah bn)

	1H25	1H24	Change %
Net Revenue	162,857	159,967	2
Gross profit	34,833	35,600	(2)
Operating profit	19,167	20,848	(8)
Share of results of joint ventures and associates	3,789	5,009	(24)
Net Income (before fair value adjustments*)	15,999	16,673	(4)
Fair value adjustments*	(484)	(817)	41
Net Income	15,515	15,856	(2)

*Fair value adjustments in respect of GoTo and Hermina

Segment Net Income

Consolidated Net Income (excluding fair value adjustments)
(In Rupiah bn)



Automotive & Mobility

4W impacted by lower sales, partly offset by improvements in 2W, components and mobility



Financial Services

Higher contribution from consumer finance on larger loan portfolios, with generally stable credit losses



Heavy Equipment, Mining, Construction & Energy

Lower results in mining services and coal, partly offset by gold and heavy equipment



Agribusiness

Higher CPO selling prices and sales volume



Infrastructure

Higher traffic volume and increased tariffs

Consolidated Financial Position

(In Rupiah bn)

	30 Jun'25	31 Dec'24*	Change %
Total Assets	487,794	471,356	3
Total Liabilities	209,040	199,378	5
Total Equity	278,754	271,978	2

* Restated due to implementation of PSAK 117: Insurance Contracts

Net cash, excluding the Group's Financial Services subsidiaries, was Rp12.7 trillion at 30th June 2025, compared to Rp8.0 trillion at 31st December 2024. Net debt of the Group's Financial Services subsidiaries was Rp64.0 trillion at 30th June 2025, up from Rp60.2 trillion at 31st December 2024.

Consolidated Cash Flow

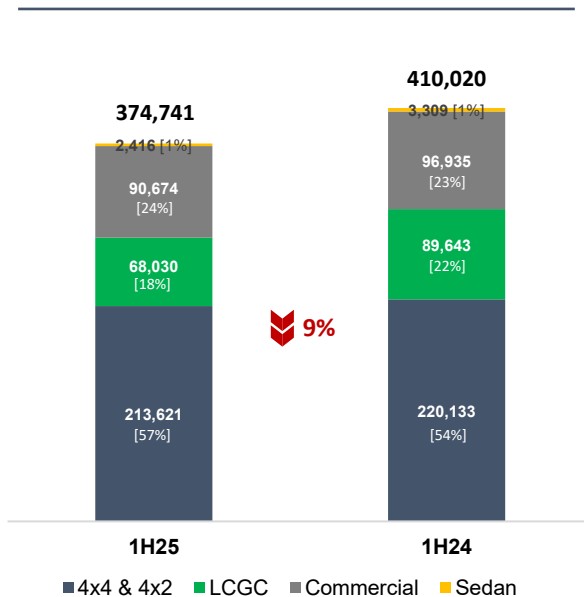
(In Rupiah Billion)

	1H25	1H24	Change
Net cash flows from operating activities	23,142	30,739	(7,597)
Investing activities:			
Net capex	(8,243)	(8,377)	134
Net investment	(4,204)	(2,477)	(1,727)
Dividend received	5,358	6,219	(861)
Other investing	734	(372)	1,106
Net cash flows used in investing activities	(6,355)	(5,007)	(1,348)
Net cash flows used in financing activities	(12,122)	(14,348)	2,226
Net change in cash	4,665	11,384	(6,719)

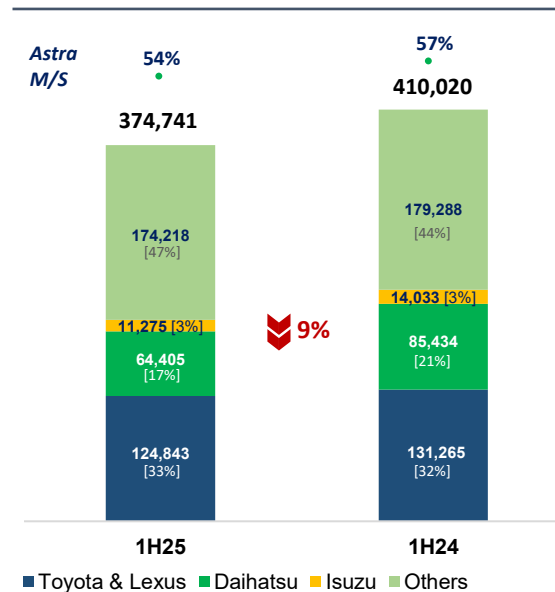
Business Update

- 4W wholesale market decreased by 9% to 375k units. Astra’s market share declined from 57% to 54%.
- xEV market sales 67k units (18% of total 4W sales) with HEVs making up 43%, the majority from Toyota.

Market Segment, units [%]



Brand, units [%]



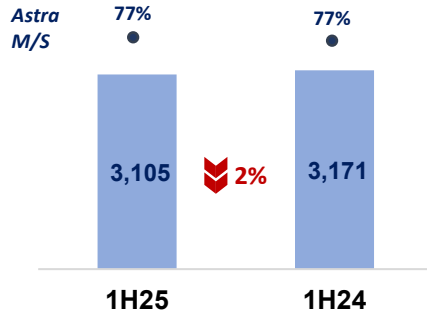
Top Astra HEV Models



Automotive & Mobility – 2W

- 2W wholesale market decreased by 2% to 3.1m units.
- Astra Honda Motor’s market share remained relatively stable at 77%.
- Despite lower sales volume, 2W business performance improved mainly due to sales mix and exports.

2W Market, k units



Top Honda Models

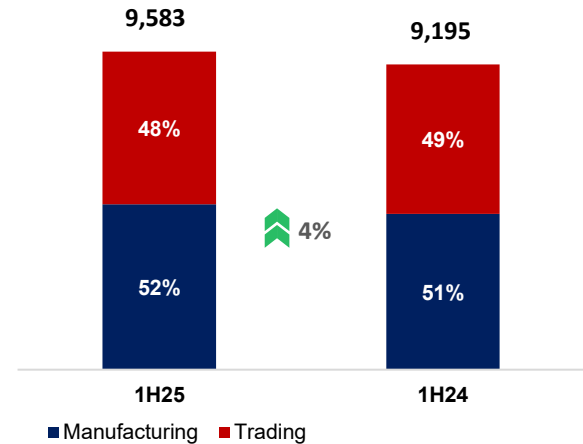


Automotive & Mobility – Components

- Net income contribution from 80%-owned Astra Otoparts, the Group’s components business, increased by 11% to Rp751 billion, with higher contribution from all segments.



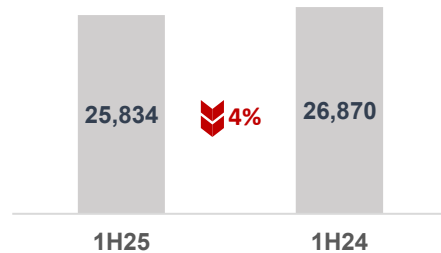
**Astra Otoparts
Revenue by Segment (Rp bn)**



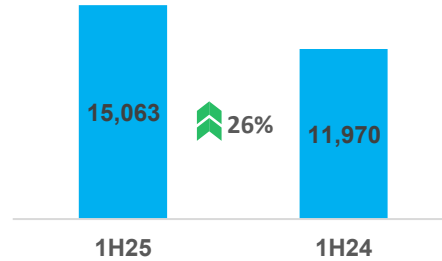
Automotive & Mobility – Mobility

- Serasi Autoraya (SERA), the Group’s transportation and logistics solutions business, delivered improved performance due to gain on disposal of ex-rental vehicles and improvement in the logistics business, which more than offset the decline in vehicles under contract.
- OLXmobbi booked a 26% increase in used car sales to 15k units.

SERA Vehicles Under Contract, units



OLXmobbi Used Car Sales, units



Financial Services











- Net income from the Group's Financial Services division increased by 6% to Rp4.4tn.
- The improvement in profit was due to higher contribution from consumer financing on larger loan portfolios, with generally stable credit losses.
- New consumer amounts financed driven by strong growth in multipurpose financing.



1H25 vs 1H24

[Excluding Dealer Financing]

* Includes electronics

4W		2W		Heavy Equipment	
Units Financed					
ACC	98,221  4%	FIFGROUP*		SANF	2,048  13%
TAF	59,174  4%		1,767,896  3%	KAF	449  63%
Amount Financed (Rp bn)					
ACC	18,910  4%	FIFGROUP*		SANF	4,596  15%
TAF	12,836  4%		24,465  8%	KAF	3,437  53%
Insurance					

Asuransi Astra

- Net income contribution of Rp764bn (+5%)
- GWP of Rp4.8tn (+12%)

Asuransi Jiwa Astra

- GWP of Rp2.7tn (-10%)

Heavy Equipment, Mining, Construction & Energy

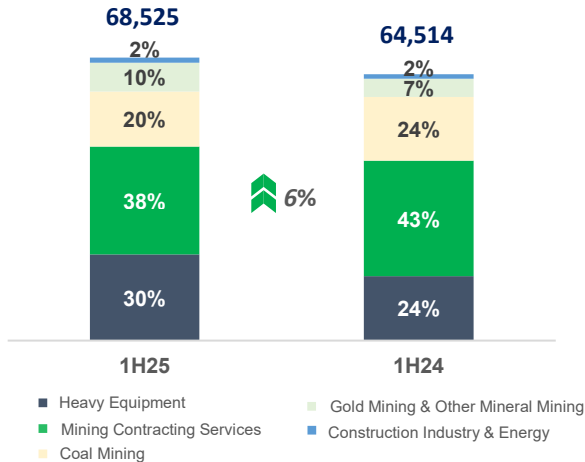
- Net income from the Group's Heavy Equipment, Mining, Construction & Energy division, represented by 59.5%-owned United Tractors (UT), decreased by 15% to Rp5.0tn.
- The decline in net income was mainly due to:
 - Mining services, primarily due to heavy rainfall, which led to lower productivity and higher cost,
 - Coal mining, which was impacted by lower coal prices, which were partly offset by improvements in:
 - Gold mining due to higher gold prices and sales volume, and
 - Heavy equipment sales, driven by stronger demand from all sectors.



Heavy Equipment, Mining, Construction & Energy

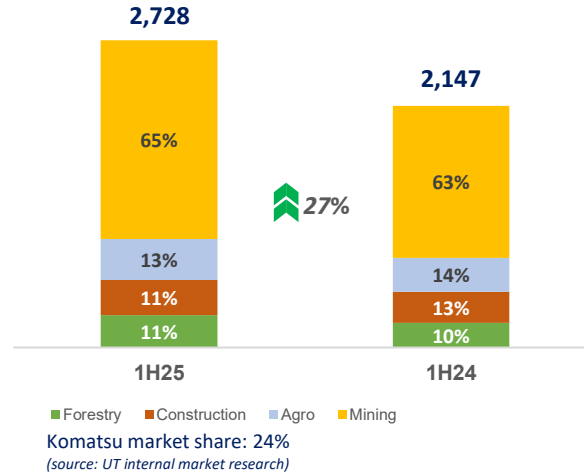
United Tractors

Revenue by Segment (Rp bn)



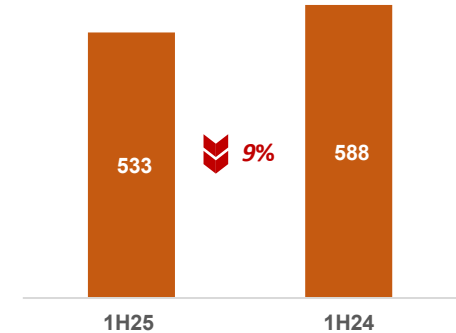
Komatsu Sales Volume

(in units)



Mining Services

Overburden Removal (million bcm)

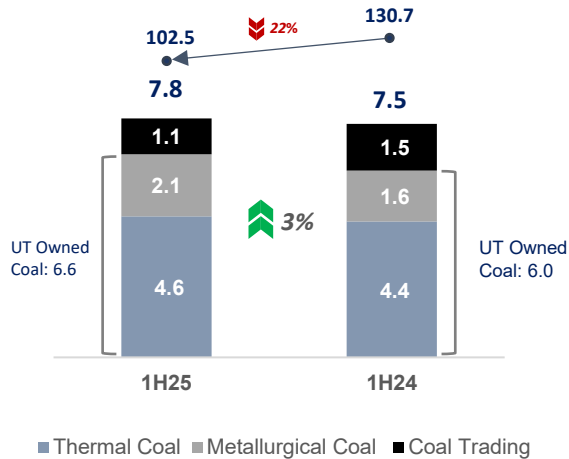


Over 70% of Pamapersada Nusantara revenue is driven by overburden removal.

Heavy Equipment, Mining, Construction & Energy

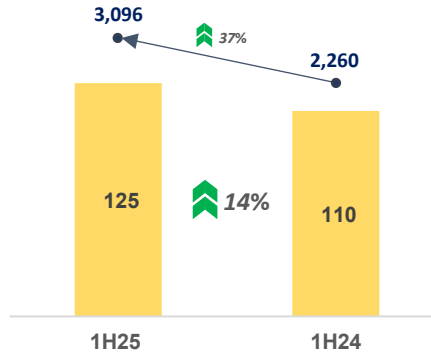
Coal Sales Volume & Price

(million tonnes & USD/t)



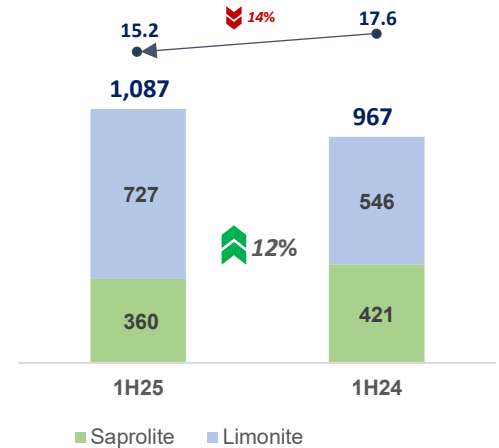
Gold Mining Sales Volume & Price

(k Oz & USD/t)



Nickel Mining (Stargate)

Nickel Ore Sales & Price (k wmt & USD k/t)

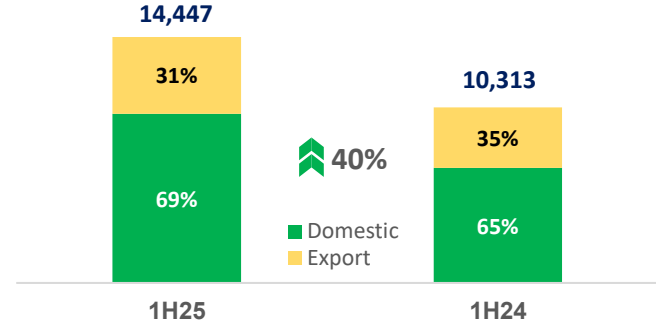


Agribusiness

- Net income from the Group’s Agribusiness division, represented by 79.7%-owned Astra Agro Lestari, increased 40% to Rp559bn.
- The improvement in profit was due to higher average CPO selling prices, as well as increase in CPO and derivative product sales.



Astra Agro Lestari Revenue (Rp bn)



CPO & Derivative Sales

883k tonnes 13%

CPO Production

601k tonnes 14%

Average CPO Price

Rp14,285/kg 17%

Infrastructure

- The business comprises 8 toll roads, spanning 396km on the Trans-Java network and the Jakarta Outer Ring Road.
- The Group’s Infrastructure division reported a 38% increase in net income to Rp636bn, due to higher traffic volume and increased tariffs.



Daily Toll Revenue (Rp bn)

20.4 8%

Daily Traffic Volume (k vehicles)

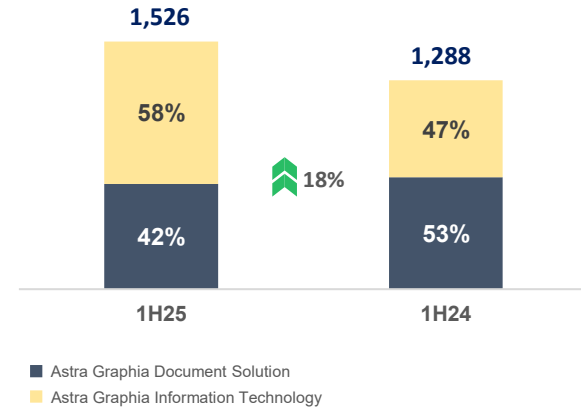
533.1 2%

Information Technology

- Net income contribution from 76.9%-owned Astra Graphia was 30% higher at Rp82bn, primarily due to higher revenue from its information technology solutions business and improved operating margin.



Astra Graphia Revenue (Rp bn)



Property

- Net income from the Group's Property division increased by 17% to Rp110bn.
- The higher net income was mainly from its newly acquired industrial warehouse assets and to a lesser extent increased occupancy in Menara Astra.

Menara Astra



Cikarang Logistic Park 1 & 2



Appendices

4W & 2W Product Launches 2025

4W Models Launched	Launching Period	Prices (Rp m) - on the road Jakarta
Toyota New Corolla Cross HEV	Feb'25	603.5 – 648.0
Toyota New Camry HEV	Feb'25	973.3 – 976.4
Toyota Agya Stylix GR	Feb'25	200.6
BMW 320i M Sport	Mar'25	1,205
BMW 218 Gran Coupé M Sport (NEW)	Jun'25	1,048
BMW X3 20 xDrive (NEW)	Jun'25	1,568

2W Models Launched	Launching Period	Prices (Rp m) - on the road Jakarta
Honda Monkey	Feb'25	87.8
Honda Verza (SW & CW)	Apr'25	23.7 – 24.3
Honda XL 750	Apr'25	360

No	Brokerage House	Analyst Name	Contact Number	Email Address
1	Aldiracita Sekuritas Indonesia	Agus Pramono	+62 21 39705860	agus.pramono@aldiracita.com
2	Bahana Sekuritas	Jeremy Mikael	+62 21 2505 081	jeremy.mikael@bahana.co.id
3	BofA Securities	Paul Dewberry	+65 6678 0423	paul.dewberry@bofa.com
4	BRI Danareksa	Richard Jerry	+62 21 5091 4100	richard.jerry@brids.co.id
5	CGS International	Handy Noverdanius	+62 21 3006 1727	handy.noverdanius@cgsi.com
6	Ciptadana Sekuritas Asia	Arief Budiman	+62 21 2557 4800	budimanarief@ciptadana.com
7	Citigroup Sekuritas Indonesia	Ferry Wong	+62 21 2924 9213	ferry.wong@citi.com
8	CLSA Sekuritas Indonesia	Sarina Lesmina	+62 21 5088 7888	sarina.lesmina@cls.com
9	DBS Vickers Sekuritas	Nashrullah Putra	+62 21 3003 4900	nashrullah@db.com
10	Henan Putihrai Sekuritas	Alroy Soeparto	+62 21 2525 888	alroy.soeparto@henanputihrai.com
11	HSBC Global Research	Rahul Bhatia	+65 6658 0623	rahul1.bhatia@hsbc.com.sg
12	Indopremier Sekuritas	Anthony	+62 21 5088 7168	anthony@ipc.co.id
13	J.P. Morgan Sekuritas Indonesia	Benny Kurniawan	+62 21 5291 8024	benny.kurniawan@jpmorgan.com
14	KB Valbury Sekuritas	Akhmad Nurcahyadi	+62 21 2945 1577	akhmad.nurcahyadi@kbvalbury.com
15	Macquarie Sekuritas Indonesia	Ari Jahja	+62 21 25988366	ari.jahja@macquarie.com
16	Mandiri Sekuritas	Ariyanto Kurniawan	+62 21 5296 9682	ariyanto.kurniawan@mandirisek.co.id
17	MNC Sekuritas	Rudy Setiawan	+62 21 2980 3111	muhammad.setiawan@mncgroup.com
18	Morgan Stanley	Divya Gangahar Kothiyal	+65 6834 6438	divya.Gangahar@morganstanley.com
19	Maybank Sekuritas	Paulina Margaretha	+62 21 8066 8690	paulina.tjoa@maybank.com
20	NH Korindo Sekuritas Indonesia	Arief Machrus	+62 21 5088 9127	arief.machrus@nhsec.co.id
21	Ocbc Sekuritas Indonesia	Inav Chandra	+62 21 2234 5430	inav.chandra@ocbcsekuritas.com
22	Panin Sekuritas	Anhdika Audrey	+62 21 515 3055	andrey@pans.co.id
23	RHB Sekuritas Indonesia	Andrey Wijaya	+62 21 2598 6888	andrey.wijaya@id.oskgroup.com
24	UBS Sekuritas Indonesia	Igor Putra	+62 21 2554 7033	igor.putra@ubs.co.id
25	UOB Kay Hian Sekuritas	Willinoy Sitorus	+62 21 2993 3845	willinoysitorus@uobkayhian.com
26	Verdhana Sekuritas Indonesia	Jupriadi Tan	+62 21 5098 5799	jupriadi.tan@verdhana.id
27	Stockbit	Edi Chandren	+62 21 5790 6242	edi.chandren@stockbit.com
28	Sucor Sekuritas	Christofer Kojongian	+62 21 8067 3000	christofer.kojongian@sucorsekuritas.com

For further information please contact:

PT Astra International Tbk

Corporate Investor Relations

P: (+62 21) 5084 3888

E: *investor@ai.astra.co.id*